



ARCHITECTURAL GLASS AND METAL
SOLUTIONS
— 2024 —



DOORS • WINDOWS • GLASS PARTITIONS • LOCKS • SHOWERS • RAILINGS • SAFES • FACADE

Who we are?

We are a team of professionals offering services and solutions using modern metal and glass. Our forte is to be able to analyse the actual expectations of our client and try to give an optimum and functional solution.

We are partnered with leading industry brands, who have proved their success in their domain, offering products certified from national and international certification agencies for their endurance and quality.



An Indian Multinational offering architectural hardware solutions with more than 5000 products for a large domain of solutions



Seamless Tested Aluminium Railing Systems for frameless balconies and atriums



The Original HPL (High Pressure Laminate) System suitable for Facade, Balconies and Gates.



Premier Custom Mesh solutions using High Quality Tensile Mesh proven for quality



Made in India and made for India - high performance aluminium system windows and doors



Demountable Partition Solutions for modern Interior for Single & Double Glazed Partitions



The World's No.1 company for tensile fabric solutions for canopy, facade and ceiling



New Generation Custom Made Sun Blinds which redefines outdoor living



New generation insulated blinds within double glazed glass for windows and sky lights



Fire rated doors, partitions and exit systems tested as per International Standards



Expanded stretched metal sunscreen facade and architectural mesh system enabling breathable building facades.



High Quality Powder Coated factory manufactured Aluminum Doors for residential and commercial use

What we do?

With access to the best brands, we have the expertise to combine these products into a solution, which our clients seek. Our end to end solutions comprise of...



GLASS PARTITION
& DOORS




SHOWER CUBICLES



AUTOMATIC DOORS




FIRE RATED DOORS



ALUMINIUM DOOR




ALUMINIUM WINDOWS



ALUMINIUM FACADES



INSULATED GLASS
BLINDS




TENSILE MESH
& SUN BLINDS




HIGH PRESSURE
LAMINATE



GLASS FACADES
& CANOPIES



TENSILE FACADES



STAINLESS STEEL
RAININGS



ALUMINIUM RAILINGS



SAFE & LOCKS



GLASS SOLUTIONS

We offer end to end customized glass solutions for various applications. Each solution offered is done keeping in mind the functionality along with the aesthetics involved. Some of our area of expertise are:



Glass Swing Doors

We offer multiple options for Glass Swing Doors which can be Pivoted or Wall Hung and can be decided by our experts as per the site requirement and user preferences. These doors are installed by professional installers. The latest addition in the range are fittings in Black Matt for the bold black look along with thin profiles & frames.



Glass Sliding Doors

We specialize in creating glass partition systems by designing doors, which can be slid easily. Some of these systems also come with a Soft Close Soft Opening mechanism making the door opening easy. Each door system is chosen on the basis of the application, traffic, utility and economics. The new outliner range enables a thin frame around the glass for aesthetics and acoustics.





Automated Glass Doors

Bi Parting, Swinging, Telescopic or Revolving Automatic doors backed by a strong service network, enables us to offer touchless easy entry to any building. The systems are chosen based on the traffic and area of installation.



Shower Partitions

Used for creating partitions in wet and dry areas in the bathroom. These partitions avoid possible accidents which may occur in the toilets. We offer Customized Shower Partitions as per size and requirements of the clients. The hardware is also offered in specialized finishes like Black Matt and Rose Gold and also can have profiles matching the hardware.





GLASS SOLUTIONS

Complex solutions in glass can be achieved with our professional team of installers, who are trained to execute these works perfectly ensuring a solution which is functional and long lasting.



Telescopic Sliding Doors

Framed Telescopic Sliding Door (Soft-Close) featuring an aluminium frame with fixed sliding doors configuration for both access and aesthetics. Perfect for seamless transitions in spaces while maintaining an elegant ambience.



Synchronised Sliding Doors

Experience a harmonious opening with our latest Bi-Parting Synchronous Soft-Close Sliding Door featuring a hidden top track offering a slick frame and glass. The soft open and close dampeners ensure proper closing and parking of doors.





GLASS SOLUTIONS

Glass is glass, but it's the hardware and system that makes it possible to use it for all applications may it be doors, windows or facades



Invisible Sliding Systems

These systems make the hardware components like rollers, stoppers, and tracks completely invisible, making it a perfect choice that blends with your aesthetics and provides convenience. Available for both glass and wood they redefine the word DOOR.



Glass Facades & Canopies

Structural Facades are in line with the requirement of a 100% transparency, especially in the case of retail and institutions. These facades are designed using assortment of fittings made of High Quality Stainless Steel 316 grade. Also possible are horizontal canopies using similar hardware fittings.



HANA

DEMOUNTABLE SYSTEMS

A glass solution system, which can be easily fabricated at site, available in different finishes, with a wide range of hardware complimenting it, HANA changes the way partitions stand. The sleek system enables easy removable of the same when required, giving full flexibility to the client in case of changes.



Pocket Sliding Door

The Pocket Sliding System featuring a robust sliding profile door which forms like a pocket where doors can be seamlessly hidden inside it, ensuring optimum parking space utilization. The soft-close pneumatic dampener provides an effortless opening and closing experience.



HANA Shower Partitions

Available in Anodized and Black Matt, this shower cubicle concept has a sleek frame around the shower cubicle not only enhancing the character but also its strength. Available in both in line 180 degree solution and 90 degree solution, the shower cubicle ensures water tightness enabling perfect partitioning of the dry and wet areas.





KUBIK

LUXURY OFFICE PARTITIONS

Kuboz – a Joint Venture of Kubik
– India's fastest growing
partitioning Company and
Ozone – India's fastest growing
Architectural Hardware Solution
Company. Under Kubik, we offer
the most innovative and
advanced demountable
partition systems, which can be
used for office partitions. A wide
array of systems enables
offering a solution to all types
of requirements a clients seeks.



Single Glazed Office

Partitions

Kubik Demountable Office Partition Systems are engineered for speed and ease of installation. Used for offices- corporate and commercial and also in the healthcare and banking sector. Systems are selected based on the profile size and the acoustic requirements of the partition. The profiles range from 25 mm to 45 mm where the profile needs to be made less prominent, whereas 45 mm to 100 mm where the profile is adding to the overall interior concept.



Double Glazed Partitions

For higher acoustic requirements these Double Glazed Partition Systems are a unique solution. Not only do they enhance the acoustics, they also provide a high level of design value to the partition. The new range of Finesse 100- a flush double wall system not only provides a double glaze partition but can also be incorporated within – built blinds, which can be drawn down when required. For more information visit www.Kubik.in





HARDWARE SOLUTIONS

The most important aspect of any door, kitchen, wardrobe is the use of the correct hardware. The best of interiors can fail if the door through which we enter does not function well. Similar, is the case of furniture hardware. While choosing any hardware it is important to understand its functionality.



Door Hardware

Our expert ironmongers can design a hardware schedule based on our client's requirements ensuring that the hardware installed is long lasting & functionally perfect. We offer wide range of Hardware: Locks, Handles, Hinges, Door closer, Floor spring, etc. We also offer a complete range of hardware for Wooden Sliding Doors & Sliding Folding Systems.



Furniture Hardware

Ergonomic and functional hardware which is robust and can with stand the day to day use and abuse to it, which is the key for any furniture. With new innovations being introduced on regular basis, the range is expanding enabling it to be a one stop for all hardware requirements in any type of furniture. Our tag line is very simple 'Hum Sab Sambhal Lenge'





HARDWARE SOLUTIONS

Hardware defines the life of a kitchen, wardrobe or any furniture. It needs to be functional, ergonomic and at the same time chosen on the basis of technical specifications like weight, application and most important installation. The best hardware can fail if installed incorrectly. Our experience and knowledge enables us to recommend the correct hardware for the given application.



Kitchen Hardware

A wide range of drawer management systems with both standard sliders which can be soft close or push open, made in 304, grade stainless steel, along with under mount supported meta boxes enable a complete range of hardware for all kitchen drawer solutions. Similarly space management systems like Magic Corners, S Carousals, Tall Units and Drawer Lift ups, enable perfect enhancement to the kitchen's efficiency and the O factor to it.



Wardrobe Hardware

With limitation of space in most living spaces, Sliding Wardrobes find place in every house. However, the sliding system is required to not only be functional but the liking of the user towards it's movement. A range of both top hung, bottom wheeled sliding systems, the range gets completed with the latest Inline Sliding System, where all shutters come on the same level.





ELECTRONIC LOCKS

Technology and the ease of use for anything and everything by the millennials have given way to Electronically operated Locks. These locks can be operated using Codes, Passcodes, Biometrics and even by Mobile application. The locks can be software enabled for hotels, home or office etc use.



Hotel Locks

High Quality RFID Hotel Lock solutions for all segments which are compatible with most of the Hotel Management System these locks are clubbed with an efficient service setup to ensure a trouble free operation.

Digital Locks

A cloud based solution enables operation locks from just anywhere by the click of a key. These locks are available for External and Internal Doors and can be used for glass, wood or aluminium doors.



Electronic Furniture Locks

These are excellent solutions and do away the botheration of hiding or carrying the key of the office, bedroom, wardrobe or even a kitchen. Operated with a code, card or a simple finger these locks make life simple and hassle free.




SAFES

We offer Safes, which can be operated with Codes, Biometrics and keys and are also fire proof. The range includes Safes for Homes, Offices and Commercial use. We also offer safes specially programmed for hotel use which also enables data extraction, if required. The Notify ranged of safes triggers a sms if there is any misuse of the safe.



Commercial Safes

Fireproof with Anti Burglar alarm, tested by  these safe are best in the industry for security and safety available in different sizes.

Hotel Safes

Programmed for the hospitality industry requirements, these hotel safes provide security and ease of operations to the hotel guests. Additionally an audit trial device enables retrieving usage data, if required.



Home Safes

Different sized, Different models, ease of use by key, card, code, or biometric make these range a welcome product for any home. Ease of use, service and customer care enable a hassle free experience.



RAILING SOLUTIONS

With hundreds of projects executed ranging from individual villas, commercial buildings, group housing, and Government buildings, we have high standards of expertise, when it comes to Railings. We offer systems from the best railing brands from India and ensure that each railing solution is safe, aesthetically appealing, and commercially viable for our clients.



Frameless Glass Railings (SS Finish)

The Ozone Clear line System is a seamless Stainless Steel Finish Railing System. There are different systems available which can be chosen on the basis of the railing size, height and thickness of the glass. The handrail is made of Stainless Steel 304 Grade Slotted Pipe and the track is having Stainless Steel 304 Grade cover. Suitable for Glass thickness of 12mm to 19 mm, these railings can be installed to a maximum ht of 1200mm and are ideal for Balconies and Atriums.



Frameless Glass Railings (Aluminium Finish)

Known as the Aluminium Shoe System, these railing do away with the traditional vertical post, ensuring a seamless look of the atrium or balcony. Remson Railings are already installed at many high-end group housings & residential villas across the country. The Profiles can be customized and powder coated in the desired color of the project to derive beautiful and safe frameless balconies. The system is 100% modular with complementing design of hand rails.





Post Railings

Strong and Safe railing systems using Stainless Steel Posts with an infill of either glass or horizontal pipes or both, these systems are tested for their strength and safety as per international norms and standards. We can even design and create customized railing as per requirements of our clients for their projects. The professional railing team ensures that the railing installed are safe and accident free.



Spigot & Stand Off Railings

These railing use the Point Fixed technology. Spigots can be installed on the floor and the glass can be fixed into it. Similarly, Stand Offs are fitted on the side of the staircase or atrium. Both railings give a complete frameless look. Handrails can be provided to further strengthen the railing and add more safety to it.





FACADE SOLUTIONS

Fundermax High Pressure Laminates for both interior and exterior applications, offers high design freedom for any building structure to 'Give your buildings character' by artistically enhancing the aesthetic appeal of the building improving the life and sustainability of a building by standards.

: Fundermax



Balconies

A highly durable exterior wall cladding product, which not only gives complete freedom to provide the facade any shape or dimension but also providing a rainscreen which can sustain all weathers maintaining the building aesthetics. With options of more than 32000 SKUS, the panels can enhance the look or a simple balcony to a make it the O factor of the building exterior.



Gates

Fundermax Heavy Duty HPL ensures not only greater aesthetics to the building gates but a design freedom. Of course the panel are tested over the years for their quality and durability.





OUTDOOE SOLUTIONS

Serge Ferrari – a name which finds mention in every outstanding in modern construction for its solutions for shades, facade and acoustics.

Serge Ferrari



Facade

Double skin facade using a patented technology tensile fabrics which can make a new or existing building suddenly fashionable.

Shade

For reliable performance and dimensional stability for shading structure for external use for a small stadium, restaurant, etc.



Acoustics

A perfect solution for controlling the acoustics for both inside and outside of the building with cutting edge lightweight fabrics.



FIRE RATED SOLUTIONS

Fire is the worst nightmare that can happen to any urban construction. Preparation and precautions are essential to ensure safety during any mishap. We have partnered with the best brand to provide solutions that can help curtail such a calamity.



Fire Door

We offer a complete turnkey solution for CBRI Rated Metal Fire Doors for commercial projects. These doors come with 120 Minutes Fire Rating conforming to the building codes as required. Along with the Doors, we also offer fire-rated hardware for doors too which can be used for fire door made of wood + Glass.



Fire Rated Partitions

These doors, made from galvanised and SS Sheets, have a specific standard of hygiene and functionality for clean room areas in commercial establishments. These clean room doors are the ideal choice for Pharmaceutical Setup, Food Processing, Hospitals Computer Server Rooms, R&D Labs, Semiconductor and Electronic Industries.



Sliding Windows

Aluminium sliding windows are a popular choice for quick and effective ventilation. They are useful in areas with limited space that cannot accommodate Casement window sash protruding inside or out. Horizontal slider window opens with the sash sliding left or right. It is an ideal choice for rooms facing walkways, porches or patios,



Casement Windows

Casement windows provide a better air tight seal and better sound insulation as compared to sliding windows. It minimizes leakage in the fenestration & improves temperature regulation from inside out and outside in. In hot and humid regions where temperature rises to a smothering 45°C in summer, it reduces the cooling loss through windows/doors, helping in standard use of the air conditioner and maintaining the temperature and avoiding overload and repetitive use of cooling systems.



Movable Louvers Windows

Windows with fixed opening shutters, with options of partial total adjustable and openable louvers can be manufactured on requirement. Openable louvers are provided with opening adjusters which gives freedom of deciding the amount of ventilation/light required.



Integrated Blinds

Integrated Venetian Blind is an innovative integrated system of blinds, which is assembled and permanently sealed within double-glazed window units. Once it is sealed, it does not require any kind of cleaning and looks perpetually new. It increases energy efficiency of the area and is an ideal protection from any physical damage.

MANUALLY



MOTORISED



Sky Light

Sky Lights are the epitome of Unique Systems that we engineer at WAW. WAW Skylights not only increases the perceived height of the structure without any civil alterations, which is the best low-cost alternative than raising the whole roof, but also is the gateway to the endless the sky above, be it sunshine, dark clouds that pour rain or the pink/yellow sky during golden hours. The insulated blinds which operates through remote control enhances the functionality of the Sky Light.





MESH SOLUTIONS

The Mesh and Blind solutions are Integrated with doors and windows provided by us. They ensure protection from mosquitos and sunlight when required. Available as retractable sliding, rolling custom to requirements.


Sliding Mesh

MeshWorkz – is the premier Custom Mesh Provider company in India for Pleated Screens. The quality of the mesh is so fine that a 9 mt. screen collapses to around 2 inches. These Double Coated Meshes are having High Tensile Strength. The meshes can be provided in large dimensions and available in different Pleat sizes. These meshes are available in different colors of frames and can be customized to open vertically or horizontally.



Retractable Sun Blinds

Blume Screens – the new generation Custom made Sun Blinds for both Vertical, Horizontal or Diagonal installation ensures heat protection and enabling ease of controlling the inside temperatures of the given living spaces. They also ensure energy efficiency as the sun protection enables the reduction of the indoor temperature to more than 7 to 8 degrees lower. These automated blinds can be easily accessed through remote control and can also be programmed with preset opening and closing timings. The blinds use the high quality fabrics from European Manufacturer Serge Ferari.





ALUMINIUM SOLUTIONS

Aluminium is considered to be the most versatile metal in today's world. Being a light metal it finds its way to every materialistic solution. We specialise in using this to provide high quality doors, windows, facades, partitions




Aluminium Door

Aluminium Metal Doors – Introducing High Quality Aluminium Metal Doors made to order made to color made to size. These doors are made in a State of the Art Manufacturing facility and ensure high level of safety. Completely made and assembled in the factory and delivered at site, these doors ring the bell to the future of doors. All doors are powder coated to ensure long lasting finishes with zero maintenance.



Aluminium Facades

Aluminium in facades is being used for all possible applications. We can offer facades made of aluminium and glass or just aluminum extruded profiles which can be used for a primary or secondary facade. All solutions are tested for safety and stability and done along with the expertise by our partner Kalco





Thermal Break System

KALCO Clima thermal break system is of high performance for small and medium fabrications. Its modern design offers several functional options. It is suitable for the construction of all types of opening frames.

Basic characteristics

- Use of special reinforced polyamides 24 mm
- Special multi-chamber central gasket that secures optimum impermeability preventing thermal shift
- Special alignment corner that incorporates mechanical fastening of the sash profiles, increasing thoroughly the overall rigidity of the frame while providing excellent aesthetic results

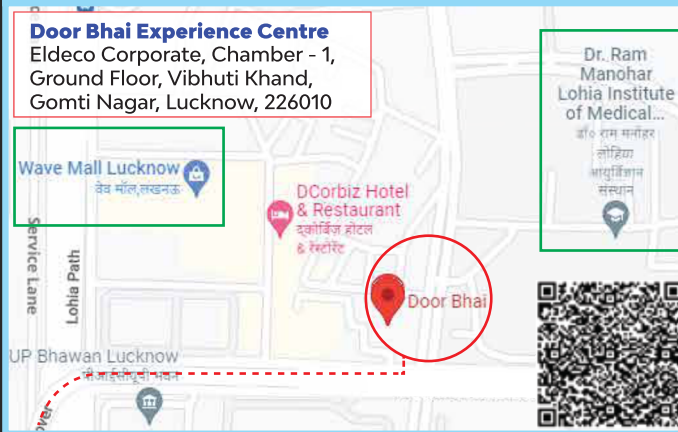
Technical Characteristics

- Sash width 44 - 70 mm
- Min frame width 62.0 mm
- Glass thickness 20 - 43 mm
- Aluminium Alloy AlMgSi 0.5
- Minimum Paint Thickness 75 μ m



Where we operate?

Our concept and design center has live display of solutions to enable understanding of how a door, window, glass partition, office partition, railing, facade or a shower cubicle will actually look like once installed. More than looks the functionality can also be experienced enabling our clients to make a perfect choice of the system they wish to install at their site.





Door Bhai Experience Centre

Eldeco Corporate, Chamber - 1,
Ground Floor, Vibhuti Khand,
Gomti Nagar, Lucknow, 226010

Head Office

Goods Shed Road,
Aishbagh,
Lucknow, 226004

Scan & Download
Door Bhai Brochure



Customer Care: 998 422 3000 | care@doorbhai.com